

TRIAX **PRO**



Triax Pro

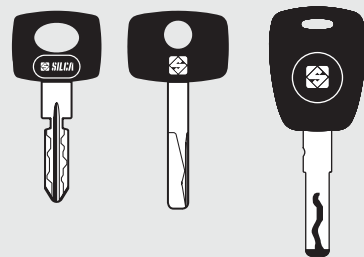
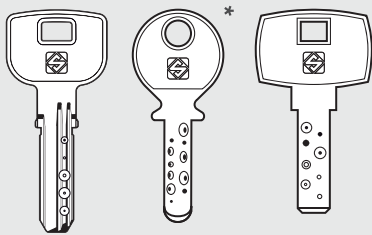
Triax Pro is the professional key cutting machine; wrapping together advanced technology, outstanding performance and ease of use

Triax Pro is the top electronic key machine for decoding and cutting either by code or from original laser and dimple keys. It also engraves keys, keyrings and small medals.

Designed for experienced locksmiths and professional key cutters, Triax Pro combines reliable performance, effortless use and is made exclusively from select components. The machine can work both in stand-alone mode or with a PC connection that enables you to access the largest key database available on the market via user-friendly software.

Key cutting

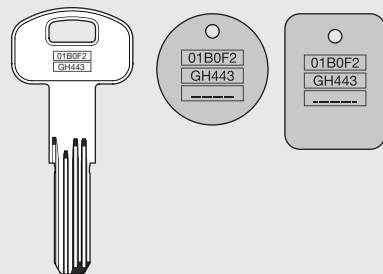
Triax Pro is the top electronic key cutting machine for laser and dimple keys.



* Keys with angled cuts (cut only with R13 or R4 optional clamp).

Engraving

Triax Pro engraves keys, keyrings and small medals.



Faster cutting cycle


Triax Pro is equipped with a spindle able to reach speeds of up to 19000 rpm. The faster carriage movements reduce cycle time considerably compared with the Triax Quattro (see box below).

Adjustable cutting speed

Once you have selected the cutting card to use, you can modify the cutting speed by 30%. In this way, you can speed up work queues or slow down to limit cutter wear.

Cost-saving and flexible jaw system

The clamp features the easy-change jaws like Futura, ensuring faster installation and lower costs. This space-saving, dove tailed solution is compatible with all existing Triax clamps and, because the jaws are the same, fully interchangeable with Futura.



Quick-release cutter change system with ergonomic lever

Optimized tool change

The new quick-release tool change system is fast, smooth and easy to use. It is activated by means of a simple lever with an ergonomic handle.

Improved hardware

The new nickel plated clamps are rustproof and less prone to wear. All exposed screws are made of stainless steel

for better resistance and a longer life.

Tools and accessories close to hand

The cutter holder fits 14 tools and is incorporated in the machine for comfortable access. On top of the machine there is a utensil tray with non-slip mat to help you keep your work bench neat and tidy.



Key cutting



Engraving

Reduced cycle time

Compared with Triax Quattro, cycle time is reduced by:

- 30-40% for decoding laser keys;
- 15-20% for cutting laser keys;
- 10-15% for decoding dimple keys;
- 25-30% for cutting dimple keys.

Tests have been performed using Silca branded keys with 5 pins.



Large coloured graphic display and new keyboard to access the software integrated in the machine

User-friendly software interface

The software controlling the machine is designed specifically for specialists in the key cutting business and allows you to perform searches by key blank, serial number, lock manufacturer, indirect code, system description. A number of useful functions have been added to improve maintenance so optimizing the use of the machine over time.

USB pen drive

The pen drive provided with the machine allows you to update the software in just 5 minutes, to create backups of all the data saved on the machine, to store data card codes securely and to optimize the use of the stand-alone mode.

Graphic display

The machine is equipped with a 5.7" coloured display.



Incorporated cutter holder



Interchangeable jaws

New software features

Software management of maintenance

The new maintenance menu, programmed by the installer, advises on maintenance necessary for parts subject to mechanical wear. Depending on the setting, the software advises whether the intervention can be performed by the user (e.g. changing the belt) or by the installer (e.g. changing the cutter shaft). Activated parameters are marked by a green light, whilst components that need maintenance or replacement are signalled by a red light. **Please refer to your installer to activate this function.**

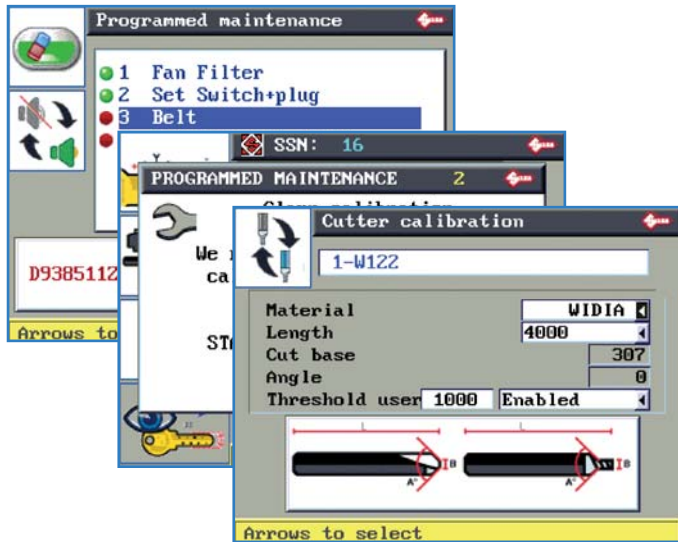
Cut keys counter

The machine keeps a running total of keys cut with each

individual cutter, saving the need to manually make a note at each operation. The software advises the operator on cutter use and suggests when the cutter needs replacement. The notice is activated when a pre-set level of keys cut is reached. The level is adjusted by the users according to their use of the machine.

Clamp calibration notice

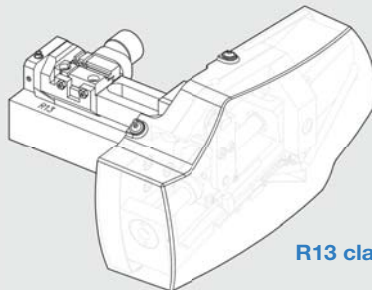
To maintain the highest cutting standards, when a predetermined number of keys have been cut the software advises that the clamp and tracer tower should be re-calibrated.



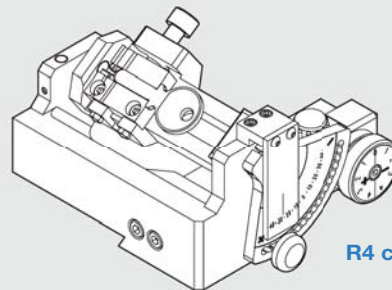
Optional clamps for angled cuts

Two optional tilting clamps for angled cuts (+/- 45°) ensure top quality performances with high speed cutting cycles:

- the motorized R13 clamp (figure on the left),
- the manual R4 clamp (figure on the right).



R13 clamp



R4 clamp

Further optional accessories available. For more details, visit our website

In compliance with current regulations relating to industrial property, we hereby state that the trade-marks or trade names mentioned in this document are the exclusive property of authorized manufacturers of locks and users. Said trade-marks or trade names are mentioned only for the purposes of information so that any lock for which our keys are made can be rapidly identified. This document is reserved exclusively for professional key cutters who use Silca products. / All information and illustrations in this document are for guidance only. Silca reserves the right to alter products designs, dimensions or info to improve the products quality. The contents of this document are fully protected by Copyright and may not be copied or reproduced in any form, without written permission from Silca S.p.A. Any controversy shall be settled by the Courts of Justice where the company has its headquarters, with express exclusion of any other court.












 *Triax Pro has been designed and manufactured in conformity with CE mark European standards.*

| Technical Data | |
|-------------------|--|
| Power supply | 230V - 50Hz, 100V - 50/60Hz |
| Motor | Brushless 48V - 200W |
| Standard cutters | W500 in carbide - W101 in carbide - W146 in carbide (for engraving) |
| Cutter speed | 6000 - 19000 rpm |
| Tracer point | U103 |
| Tracer tower tool | 04TT |
| Movements | on 3 axes with ball screws activated by step motors, on rectified roller guides. Possibility to add a 4 th axis with the manual or motorized optional clamps. |
| Carriage runs | axis X: 57 mm, axis Y: 32 mm, axis Z: 30 mm |
| Clamps | R29 + R28 removable R29: with 01J and 02J jaws for cutting laser and dimple keys R28: for engraving |
| Dimensions | width: 450 mm depth: 600 mm height: 510 mm (with raised shield: 680 mm) |
| Weight | 51,5 Kg |

Triax Pro - Plus

| | | | | | | |
|---|---|---|---|--|---|---|
|  |  |  |  |  |  |  |
| Faster cutting cycle | Interchangeable jaws | Quick-release tool change | Resistant hardware and finishing | User-friendly software | Maintenance menu | Clamp calibration notice |